

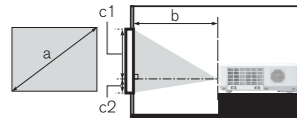
LCD Projectors

Specifications													
Model name	CP-X4042WN	CP-X3542WN	CP-X3042WN	CP-X2542WN	CP-WX4042WNCW-X3042WN	CP-EX302N	CP-EX252N	CP-EW302N	CP-EX402	CP-EX302	CP-EX252	CP-EW302	
Display system	3LCD			3LCD			3LCD			3LCD			
Display device	0.63", aspect ratio 4:3			0.59", aspect ratio 16:10			0.63", aspect ratio 4:3			0.59", aspect ratio 16:10			
Size of effective display area	786,432 pixels H: 1024 x V: 768 (XGA)			1,024,000 pixels H: 1280 x V: 800 (WXGA)			786,432 pixels H: 1024 x V: 768 (XGA)			1,024,000 pixels H: 1280 x V: 800 (WXGA)			
Zoom	Manual (x1.2)			Manual (x1.2)			Manual (x1.2)			Manual (x1.2)			
Focus	Manual			Manual			Manual			Manual			
Light source	225W lamp			225W lamp			225W lamp			225W lamp			
Screen size	30 - 300 inch			30 - 300 inch			30 - 300 inch			30 - 300 inch			
Light output (Brightness)	4,200lm	3,700lm	3,200lm	2,700lm	4,000lm	3,000lm	3,200lm	2,700lm	4,200lm	3,200lm	2,700lm	3,000lm	
Contrast ratio (full white/full black)	10,000 : 1			16,000 : 1			10,000 : 1			2,000 : 1			
Speaker	16W x 1 mono			16W x 1 mono			16W x 1 mono			1W x 1 mono			
Displayable scanning frequency	Horizontal	15 - 106 kHz			15 - 106 kHz			15 - 106 kHz			15 - 106 kHz		
	Vertical	50 - 120 Hz			50 - 120 Hz			50 - 120 Hz			50 - 120 Hz		
Display resolution	VGA, SVGA, XGA, WXGA, WXGA+, SXGA, SXGA+*, WSXGA+*, UXGA, Full HD, Mac 16"												
Terminals	COMPUTER IN	Mini-D-sub 15-pin connector x 2			Mini-D-sub 15-pin connector x 2			Mini-D-sub 15-pin connector x 2			Mini-D-sub 15-pin connector x 2		
	MONITOR OUT	Mini-D-sub 15-pin connector x 1 (shared with COMPUTER IN2)			Mini-D-sub 15-pin connector x 1 (shared with COMPUTER IN2)			Mini-D-sub 15-pin connector x 1 (shared with COMPUTER IN2)			Mini-D-sub 15-pin connector x 1 (shared with COMPUTER IN2)		
	VIDEO IN	RCA connector x 1			RCA connector x 1			RCA connector x 1			RCA connector x 1		
	HDMI IN	HDMI (HDCP compliant) x 2 * HDMI 2 supports MHL input.			HDMI (HDCP compliant) x 1			HDMI (HDCP compliant) x 1			HDMI (HDCP compliant) x 1		
	AUDIO IN	3.5mm stereo mini connector x 2, 2RCA connector L/R x 1			3.5mm stereo mini jack x 2, RCA jack L/R x 1			3.5mm stereo mini jack x 2, RCA jack L/R x 1			3.5mm stereo mini jack x 2, RCA jack L/R x 1		
	AUDIO OUT	3.5mm stereo mini connector x 1			3.5mm stereo mini connector x 1			3.5mm stereo mini connector x 1			3.5mm stereo mini connector x 1		
	Microphone Input	3.5mm mono mini connector x 1			3.5mm mono mini connector x 1			3.5mm mono mini connector x 1			3.5mm mono mini connector x 1		
	Control (RS232C)	D-sub 9-pin connector x 1			D-sub 9-pin connector x 1			D-sub 9-pin connector x 1			D-sub 9-pin connector x 1		
	LAN	RJ45 connector x 1			RJ45 connector x 1			RJ45 connector x 1			RJ45 connector x 1		
	USB-A	USB type A x 2 (PC-LESS Presentation or Wireless LAN (option))			-			-			-		
	USB-B	USB type B x 1 (USB display or USB mouse control)			-			-			-		
	Operating temperature	5 - 35°C			5 - 35°C			5 - 35°C			5 - 35°C		
Operating humidity	10 - 90%RH (non-condensing)			10 - 90%RH (non-condensing)			10 - 90%RH (non-condensing)			10 - 90%RH (non-condensing)			
Power requirements	AC 100V - 120V (50 / 60Hz) : 3.4A			AC 220V - 240V (50 / 60Hz) : 1.7A			AC 100V - 120V (50 / 60Hz) : 3.4A			AC 220V - 240V (50 / 60Hz) : 1.6A			
Power consumption	AC 100V - 120V (50 / 60Hz) : 330W			AC 220V - 240V (50 / 60Hz) : 310W			AC 100V - 120V (50 / 60Hz) : 320W			AC 220V - 240V (50 / 60Hz) : 300W			
Standby mode power consumption	Less than 0.5W at saving mode			Less than 0.5W at saving mode			Less than 0.5W at saving mode			Less than 0.5W at saving mode			
Dimensions (W x H x D)	323 x 95 x 245mm (12.7" x 3.7" x 9.6") (Including protrusions) 320 x 85 x 245mm (12.6" x 3.3" x 9.6") (Excluding protrusions)			323 x 95 x 245mm (12.7" x 3.7" x 9.6") (Including protrusions) 320 x 85 x 245mm (12.6" x 3.3" x 9.6") (Excluding protrusions)			323 x 95 x 245mm (12.7" x 3.7" x 9.6") (Including protrusions) 320 x 85 x 245mm (12.6" x 3.3" x 9.6") (Excluding protrusions)			323 x 95 x 245mm (12.7" x 3.7" x 9.6") (Including protrusions) 320 x 85 x 245mm (12.6" x 3.3" x 9.6") (Excluding protrusions)			
Weight	Approx. 3.0kg (6.6lbs.)			Approx. 3.0kg (6.6lbs.)			Approx. 3.0kg (6.6lbs.)			Approx. 2.9kg (6.4lbs.)			
Accessories	Power cord (1.8m), Computer cable (2.0m), Remote control, AA batteries, Lens cover, Adapter cover, Security label, User's manuals (Book, CD), Application CD			Power cord (1.8m), Computer cable (2.0m), Remote control, AA batteries, Security label, User's manuals (Book, CD)			Power cord (1.8m), Computer cable (2.0m), Remote control, AA batteries, Security label, User's manuals (Book, CD)			Power cord (1.8m), Computer cable (2.0m), Remote control, AA batteries, Security label, User's manuals (Book, CD)			
Option Parts	Lamp : DT01481 Filter set : UX38841 USB wireless adapter USB-WL-11N *3	HAS-304H (Fixing adapter for high ceilings) HAS-204L (Fixing adapter for low ceilings) HAS-EX300 (Bracket for ceiling mount)			Lamp : DT01481 Filter set : UX38841	HAS-304H (Fixing adapter for high ceilings) HAS-204L (Fixing adapter for low ceilings) HAS-EX300 (Bracket for ceiling mount)			Lamp : DT01481 Filter set : UX38841	HAS-304H (Fixing adapter for high ceilings) HAS-204L (Fixing adapter for low ceilings) HAS-EX300 (Bracket for ceiling mount)			

*1: Only for CP-X4042WN, CP-X3542WN, CP-X3042WN, CP-X2542WN, CP-EX302N, CP-EX252N, CP-EX402, CP-EX302, CP-EX252 *2: Only for CP-WX4042WN, CP-WX3042WN, CP-EW302N, CP-EW302
*3: The availability of the USB-WL-11N varies depending on the country and the region.

Projection Distance

On a horizontal surface



CP-X4042WN / CP-X3542WN / CP-EX402

(1,024 x 768) (±10%)

a	4:3screen			c1	c2
	Screen size (diagonal)	Projection distance	Screen height		
type	min.	max.	min.	max.	min.
(inch)	m	inch	m	inch	cm
60	1.5	1.8	70	21	84
80	2.0	2.4	94	29	113
100	2.5	3.0	118	36	142
120	3.0	3.6	142	43	170
150	3.8	4.5	177	54	214
200	5.1	6.0	237	73	286

CP-WX4042WN

(1,280 x 800) (±10%)

a	16:10screen			c1	c2
	Screen size (diagonal)	Projection distance	Screen height		
type	min.	max.	min.	max.	min.
(inch)	m	inch	m	inch	cm
60	1.5	1.9	74	23	89
80	2.0	2.5	99	30	120
100	2.5	3.2	125	38	150
120	3.0	3.8	150	46	181
150	3.8	4.8	188	58	227
200	5.1	6.4	252	77	303

CP-X3042WN / CP-X2542WN / CP-EX302N / CP-EX252N / CP-EX302 / CP-EX252

(1,024 x 768) (±10%)

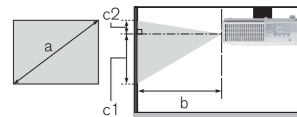
a	4:3screen			c1	c2
	Screen size (diagonal)	Projection distance	Screen height		
type	min.	max.	min.	max.	min.
(inch)	m	inch	m	inch	cm
60	1.5	1.8	70	21	84
80	2.0	2.4	94	29	113
100	2.5	3.0	118	36	142
120	3.0	3.6	142	43	170
150	3.8	4.5	177	54	214
200	5.1	6.0	237	73	286

CP-WX3042WN / CP-EW302N / CP-EW302

(1,280 x 800) (±10%)

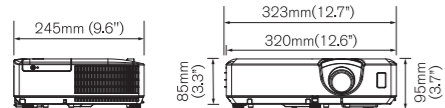
a	16:10screen			c1	c2
	Screen size (diagonal)	Projection distance	Screen height		
type	min.	max.	min.	max.	min.
(inch)	m	inch	m	inch	cm
60	1.5	1.9	74	23	89
80	2.0	2.5	99	30	120
100	2.5	3.2	125	38	150
120	3.0	3.8	150	46	181
150	3.8	4.8	188	58	227
200	5.1	6.4	252	77	303

Suspended from the ceiling



*The figures are not drawn to scale.

Dimensions



Environment

- **Compliance with EU Directive RoHS¹**
- **Reduction of resin usage in production**
Use of hot runners in molds for making upper housing in order to reduce mill ends.
- **Reduction of CO₂ emissions**
Carton volume has been cut down to 65%², reducing CO₂ emissions during transport.
- **Power saving mode engaged during standby**
- **Eco mode**
Eco mode provides power saving.

¹ RoHS is the acronym of "Directive 2011/65/EU of the European Parliament and of the Council of 8 June 2011 on the restriction of the use of certain hazardous substances in electrical and electronic equipment".
² Compared to Hitachi CP-X2515WN network capable projector on the basis of one carton box.

Design and specifications are subject to change without notice.

The projected images and comparison photos in this catalog are simulations. LCD panels, polarizers and other optical components and cooling fans may need replacement after prolonged usage. For more details, please consult a Hitachi sales representative. Do not use in places where there is a lot of water, dampness, steam, dust, soot or tobacco smoke. This may result in fire or malfunction. Optical components (lamp, LCD panel, polarizing plate, PBS [polarizer beam splitter]) have limited service lives. They must be repaired or replaced if they are used for a long period of time. These projectors use a mercury lamp with high internal pressure. Because of its properties, this lamp may burst with a loud noise or burn out if struck or after it has been used for a period of time. The time until it bursts or burns out varies greatly according to differences between lamps and usage conditions. Turning the lamp's power on and off frequently shortens its service life. Optical components other than the lamp: If the projector is used for six hours or more per day, they may need to be replaced in less than a year. LCD panel: If the projector is used continuously for six hours or more, its replacement cycle may be shortened. Do not turn projector on again for ten minutes after shutdown. Neglect can shorten the lifetime or the lamp. During use and immediately after use, do not touch anywhere near the lamp and the vents as these parts are extremely hot. Windows® is a trademark, or a registered trademark of Microsoft Corporation in the United States and/or other countries. Crestion Connected and the Crestion Connected Logo are registered trademarks of Crestion Electronics. MHL, the MHL logo, and Mobile High-Definition Link are trademarks or registered trademarks of MHL, LLC in the United States and other countries. HDMI, the HDMI Logo, and High-Definition Multimedia Interface are trademarks or registered trademarks of HDMI Licensing Administrator, Inc. in the United States and other countries. ImageCare is a trademark or a registered trademark of Philips Lighting Holding B.V. in the United States and other countries. All other trademarks are the properties of their respective owners.



HITACHI

Hitachi America, Ltd., Digital Media Division 2420 Fenton Street, Suite 200 Chula Vista, CA 91914, U.S.A. and Canada Tel: +1-800-225-1741 www.hitachi-america.us/digitalmedia
Hitachi Home Electronics Asia (S) Pte. Ltd. 438A Alexandra Road #01-01/02/03, Alexandra Technopark, 119967, Singapore Tel: +65-6536-2520 www.hitachiconsumer.com.sg
Hitachi Sales (Malaysia) Sdn. Bhd. Lot 12, Jalan Kemajuan, Bangi Industrial Estate, 43650 Bandar Baru Bangi, Selangor Darul Ehsan, Malaysia Tel: +60-3-8911-2670 www.hitachiconsumer.com.my
Hitachi Sales (Thailand), Ltd. 333, 333/1-8 Moo 13, Bangna-Trad Road km 7, Bangkaew, Bangplee, Samutprakarn 10540, Thailand Tel: +66-2335-5455 www.hitachi-th.com
Hitachi (Hong Kong), Ltd. 18th Floor, Ever Gain Centre, 28 On Muk Street, Shatin, N.T., Hong Kong Tel: +852-2113-8883 www.hitachi-hk.com.hk
Hitachi Sales Corp. of Taiwan 2nd Floor, No.65, Nanking East Road, Section 3, Taipei 104, Taiwan Tel: +886-2-2516-0500 www.hsc.com.tw
Hitachi Australia Pty Ltd. Suite 801, Level 8, 123 Epping Road, North Ryde NSW 2113, Australia Tel: +61-2-9888-4100 www.hitachi.com.au
Hitachi Europe Ltd., Digital Media Group Consumer Affairs Department Whitebrook Park, Lower Cookham Road, Maidenhead, Berkshire, SL6 8YA, UK Tel: +44-1628-585000 www.hitachidigitalmedia.com
Hitachi Consumer Marketing, Inc. http://www.hitachi.co.jp/proj/

October 2017

NM-E505 102017

Lineup of easy-to-use projectors that deliver clear images to meet your applications

CP-X4042WN	CP-X3542WN	CP-X3042WN	CP-X2542WN
CP-WX4042WN	CP-WX3042WN		
CP-EX302N	CP-EX252N	CP-EW302N	
CP-EX402	CP-EX302	CP-EX252	CP-EW302

*Projected images are simulations CP-EX402, CP-EX302, CP-EX252 and CP-EW302 do not support AMX Device Discovery and Crestron Connected.

ACCENTUALIZER and HDCR

ACCENTUALIZER makes pictures look more real by enhancing shade, sharpness, and gloss, to make pictures clearer. The HDCR function corrects blurred images caused by room lighting or outside light sources and creates an effect similar to increasing contrast resulting in clear images even in bright rooms.


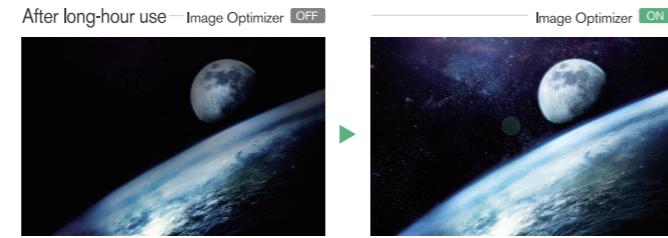


Image Optimizer

Equipped with IMAGE OPTIMIZER that maintains visibility of an image through automatic image correction in accordance with lamp consumption.

- This function may not work properly when HDCR/ACCENTUALIZER is ON.



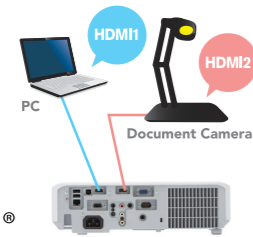
The entire image becomes dark.

Dark parts of the image becomes clear.

High Contrast Ratio

2 HDMI inputs

Equipped with 2 HDMI input terminals for the current widely-used interface.



HDMI
HIGH-DEFINITION MULTIMEDIA INTERFACE

*CP-EX302N, CP-EX252N, CP-EW302N, CP-EX402, CP-EX302, CP-EX252, and CP-EW302 have one HDMI input terminal.

MIC Input*1 and 16W Internal Speaker

The projectors are equipped with a microphone input, so you can use the microphone system, even when the projector is in standby.*2 These projectors also have a built-in 16-watt high power speaker.

*1 MIC input terminal is mounted on CP-X4042WN, CP-X3542WN, CP-X3042WN, CP-X2542WN, CP-WX4042WN, and CP-WX3042WN only.

*2 Not available while the STANDBY MODE is set to SAVING.



MHL® connectivity


The projectors' HDMI2 input terminal supports the MHL (Mobile High-Definition Link). This feature allows you to mirror the screen of your MHL-enabled smartphone / tablet on a projected screen.

MHL



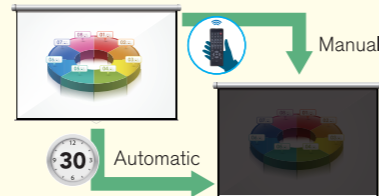
Easy Schedule Setting

You can schedule routine and special projector events, including power on, power off, input selection and other settings.



Saver Mode

This feature, based on ImageCare® technology, reduces the lamp brightness and power consumption, resulting in considerable energy savings. The saver mode automatically activates when the projected image does not change in the preset time (1 to 30 minutes). You can also activate the saver mode manually with the remote controller.



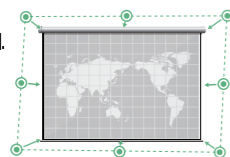
Intelligent Eco Mode

This feature, based on ImageCare® technology, automatically changes the lamp brightness according to the input signal level. The lamp brightness is reduced when a darker image is projected, and returns to normal when a brighter image is projected, eliminating unnecessary energy consumption from the lamp.

ImageCare

Perfect Fit

Equipped with Perfect Fit with which the position of four corners and four sides of a projected image can be adjusted. With the remote controller at hand, you can quickly correct the distorted image such as pincushion or barrel.



Easy Maintenance

The lamp door is on the top and the filter cover is on the side, so maintenance and replacement of these parts can be done easily.



Other Useful Features

- Auto Vertical Keystone Correction
- Horizontal Keystone Correction
- PC-less Presentation • USB Display
- Compatible with AMX Device Discovery
- Compatible with Crestron Room View®
- Network Bridge
- Auto Eco Mode • Audio Pass Through
- Direct Power On/Off • MyScreen
- My Button • My Memory
- Closed Caption • Security Pin Lock System

LINE UP

* Local availability may be limited.

Advanced features & network functions



CP-X4042WN
XGA 4,200lm

CP-X3542WN
XGA 3,700lm

CP-X3042WN
XGA 3,200lm

CP-X2542WN
XGA 2,700lm

CP-WX4042WN
WXGA 4,000lm

CP-WX3042WN
WXGA 3,000lm

Convenient features & network functions



CP-EX302N
XGA 3,200lm

CP-EX252N
XGA 2,700lm

CP-EW302N
WXGA 3,000lm

Basic features



CP-EX402
XGA 4,200lm

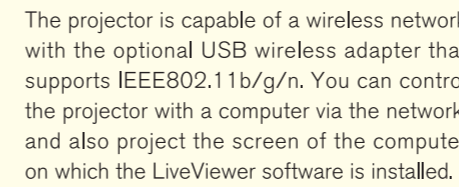
CP-EX302
XGA 3,200lm

CP-EX252
XGA 2,700lm

CP-EW302
WXGA 3,000lm

Network Function / Capability

Wireless Capability (Option)



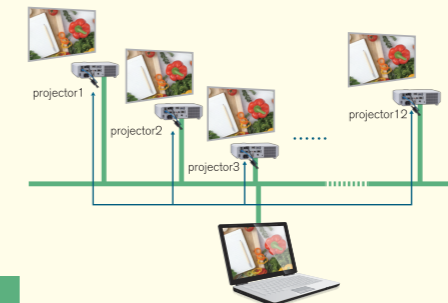
Without an access point

With an access point

The projector is capable of a wireless network with the optional USB wireless adapter that supports IEEE802.11b/g/n. You can control the projector with a computer via the network, and also project the screen of the computer on which the LiveViewer software is installed.

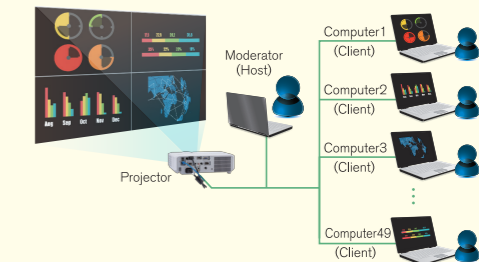
Multi Projector*1

You can project the same image from up to 12*2 projectors simultaneously. This is useful for meetings and lectures in large venues where a single screen would not be sufficient.



Moderator Control Mode*1

Setting one computer from the multiple computers (up to 50*3) that are connected to the projector as the moderator (host) makes it possible for the moderator to project from all the computers (clients).



Projector Quick Connection

You can project images, documents, photos from a tablet or a smartphone on which Projector Quick Connection, the dedicated online application software developed by Hitachi, has been installed. The software allows you to control the projector with the devices.

* See the Hitachi website for details
http://www.hitachico.jp/proj/en/apps/pj_connection.html



Projector Monitoring and Control from a Remote Location

Hitachi's Projector Management Software (PJMan) gives you the ability to control, diagnose and manage (monitor the status including power, lamp hours, and temperature and air filter conditions) a single or group of Hitachi projectors.

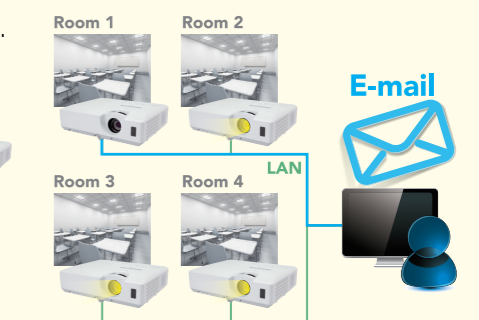


* The software PJMan can be downloaded from the website
<http://www.hitachi-america.us/projectors>
<http://www.hitachidigitalmedia.com/>

Projectors On

E-mail Alerts

E-mail notification is sent for routine maintenance and error conditions.

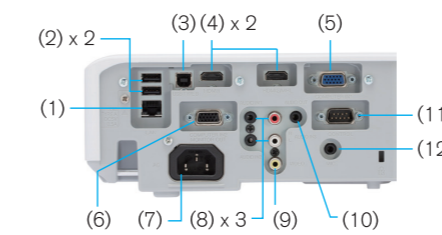


Terminals

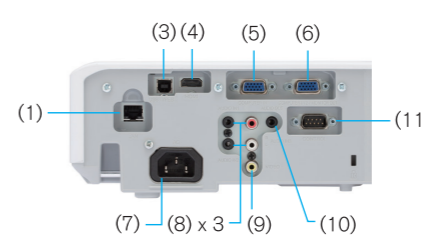
CP-X4042WN, CP-X3542WN, CP-X3042WN, CP-X2542WN, CP-WX4042WN, CP-WX3042WN

CP-EX302N, CP-EX252N, CP-EW302N

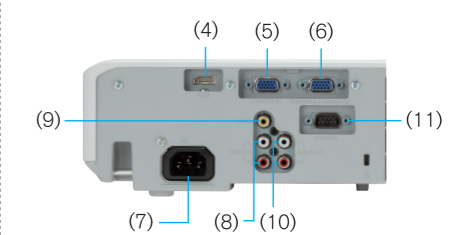
CP-EX402, CP-EX302, CP-EX252, CP-EW302



(1):LAN (2):USB-A (3):USB-B (4):HDMI (5):COMPUTER IN1 (6):COMPUTER IN2 / MONITOR OUT (7):AC IN (8):AUDIO IN (9):VIDEO (10):AUDIO OUT (11):CONTROL (12):MIC



(1):LAN (2):USB-A (3):USB-B (4):HDMI (5):COMPUTER IN1 (6):COMPUTER IN2 / MONITOR OUT (7):AC IN (8):AUDIO IN (9):VIDEO (10):AUDIO OUT (11):CONTROL (12):MIC



(1):LAN (2):USB-A (3):USB-B (4):HDMI (5):COMPUTER IN1 (6):COMPUTER IN2 / MONITOR OUT (7):AC IN (8):AUDIO IN (9):VIDEO (10):AUDIO OUT (11):CONTROL (12):MIC

Notes • Comparison photos are simulations. • The images in this catalog are representations of the effects and differ from actual images.

For CP-X4042WN, CP-X3542WN, CP-X3042WN, CP-X2542WN, CP-WX4042WN, CP-WX3042WN For CP-EX302N, CP-EX252N, CP-EW302N For CP-EX402, CP-EX302, CP-EX252, CP-EW302